

Children Under Age 5 in Child Care in Tulsa County

November 2002

Prepared by the Community Service Council of Greater Tulsa,
with support from the Metropolitan Human Services Commission

Part I

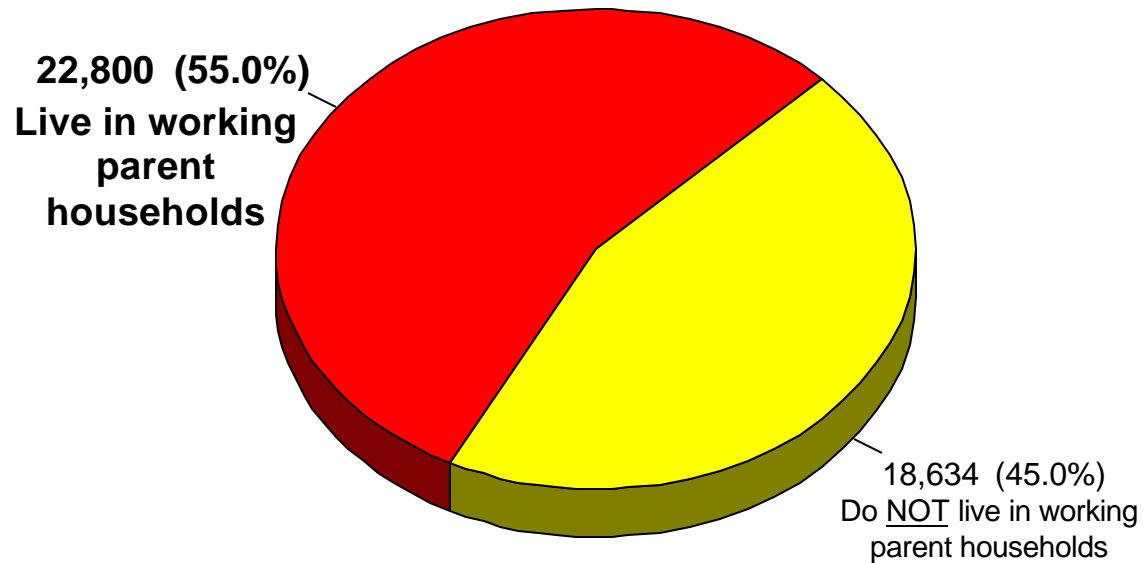
Children under age 5...

In Working Parent Households

Children Under Age 5 Living in Working Parent Households

Tulsa County, 2000

Of the 41,434 total children under 5...



Notes: "Working parent household:" all parents in family in labor force.
The percentages shown for children <5 are estimates based on census data reported for children <6 -- 57% in working parent households.

Source: U.S. Census Bureau, Census 2000.

Prepared by the Community Service Council of Greater Tulsa, with support from the Metropolitan Human Services Commission (11/02).

Part II

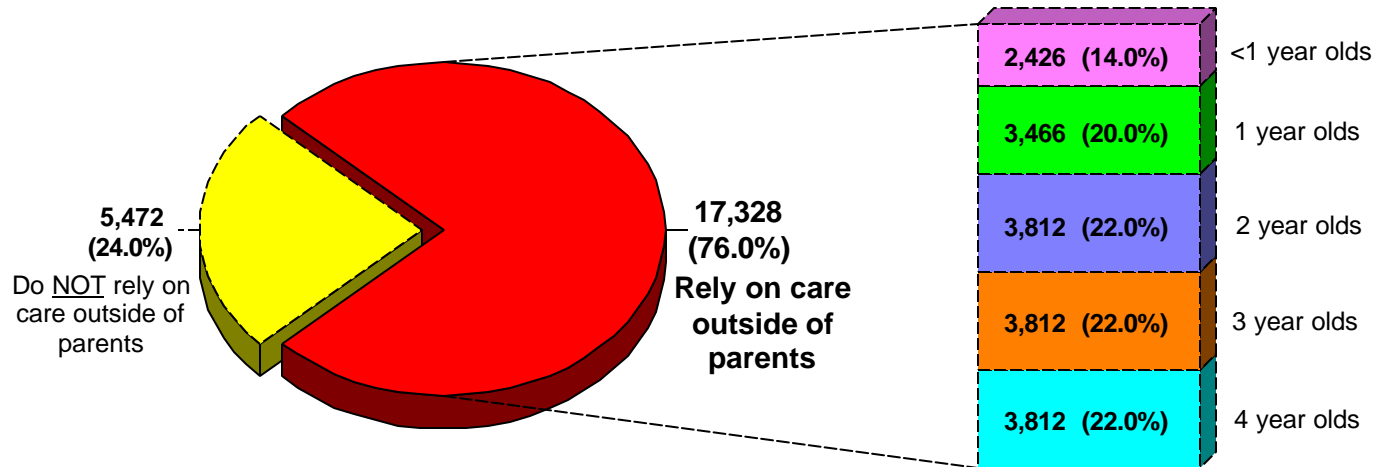
**Children under age 5 in
working parent households...**

Relying on Care Outside of Parents

Children Under Age 5 in Working Parent Households Relying on Care Outside of Parents, by Age

Tulsa County, 2000

Of the 22,800 children <5 living in working parent households...



Notes: "Working parent household:" all parents in family in labor force.
Percent distribution by age is an estimate based on that of children receiving DHS child care subsidies.

Sources: National Survey of American Families, Urban Institute, 1997; S. Census Bureau, Census 2000.
Prepared by the Community Service Council of Greater Tulsa, with support from the Metropolitan Human Services Commission (11/02).

Part III

**Children under age 5 in working
parent households relying on care
outside of parents...**

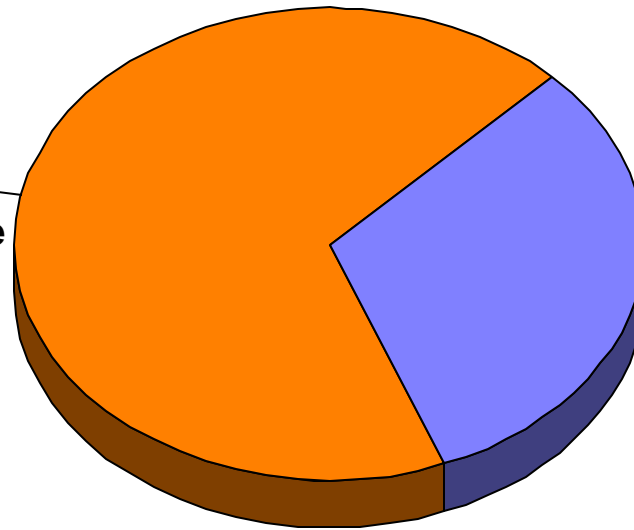
Using Licensed vs. Unlicensed Care

Estimated Number of Children Under Age 5 in Working Parent Households Relying on Care Outside of Parents Using Licensed vs. Unlicensed Care

Tulsa County, September 2002

Of the 17,328 children <5 in working parent households relying on care outside of parents...

11,845 (68.4%)
Use licensed care



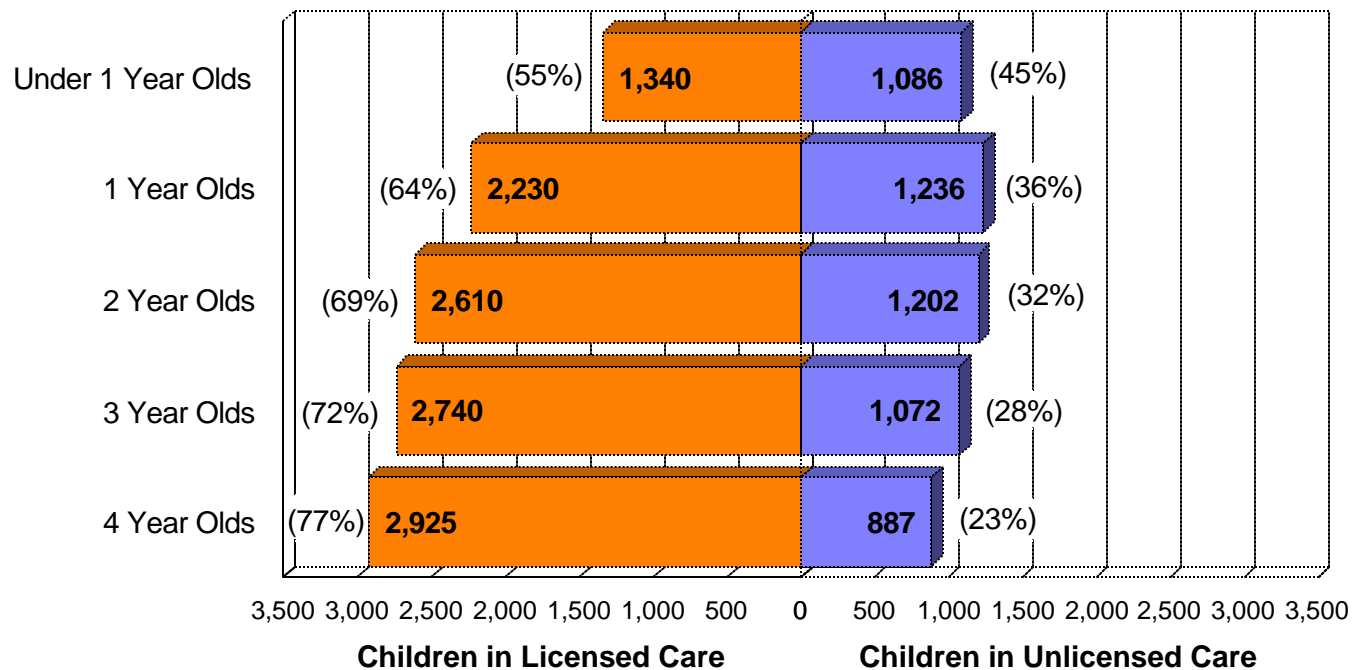
5,483 (31.6%)
Use unlicensed care

Notes: "Working parent household:" all parents in family in labor force.

The estimate for children in licensed care is based on the assumptions that the number of children receiving DHS subsidy is 40% of total number in licensed care for children under 1, 38% for 1 & 2 year olds, 35% for 3 year olds, & 32% for 4 year olds, and that 90% of children <5 in licensed care live in working parent households.

Sources: *National Survey of American Families, Urban Institute, 1997; U.S. Census Bureau, Census 2000; DHS Statistical Bulletin, September 2002.*
Prepared by the Community Service Council of Greater Tulsa, with support from the Metropolitan Human Services Commission (11/02).

Estimated Number of Children Under Age 5 in Working Parent Households Relying on Care Outside of Parents Using Licensed vs. Unlicensed Care, by Age Tulsa County, September 2002



Notes: "Working parent household:" all parents in family in labor force.

The estimates for children in licensed care are based on the assumptions that the number of children receiving DHS subsidy is 40% of total number in licensed care for children under 1, 38% for 1 & 2 year olds, 35% for 3 year olds, & 32% for 4 year olds, and that 90% of children <5 in licensed care live in working parent households.

Sources: *National Survey of American Families, Urban Institute, 1997; U.S. Census Bureau, Census 2000; DHS Statistical Bulletin, September 2002.*

Prepared by the Community Service Council of Greater Tulsa, with support from the Metropolitan Human Services Commission (11/02).

Part IV

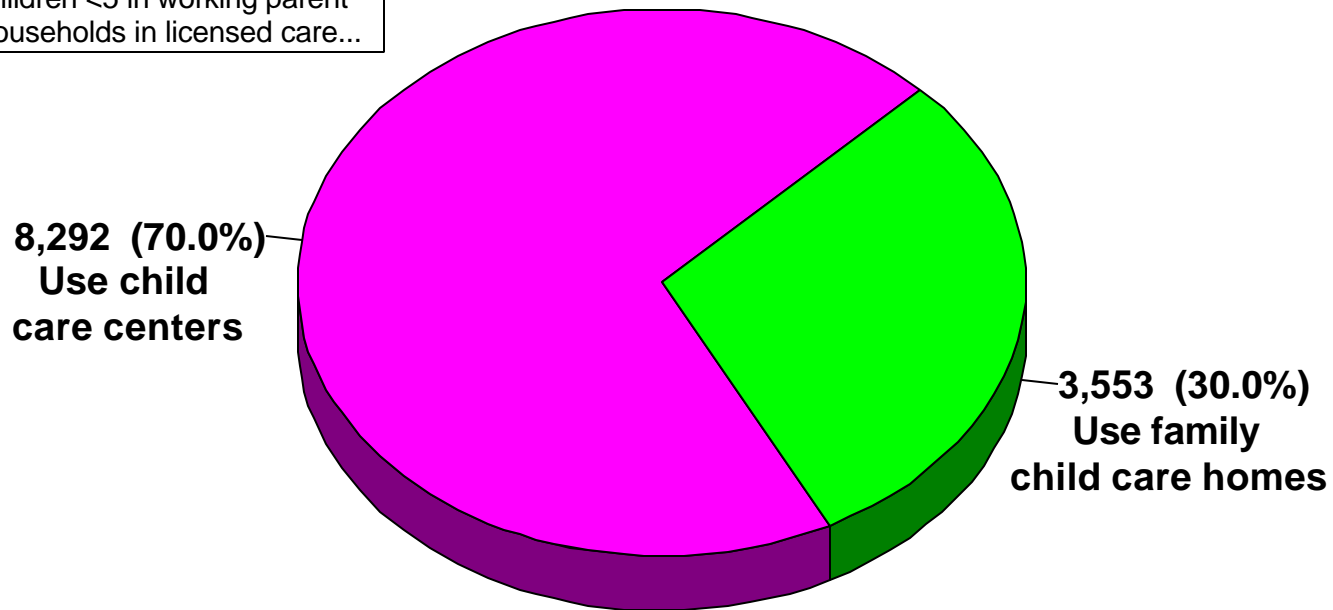
Children under age 5 in working parent households relying on care outside of parents using licensed care...

Using Child Care Centers vs. Family Child Care Homes

Estimated Number of Children Under Age 5 in Working Parent Households Relying on Care Outside of Parents Using Licensed Care Using Child Care Centers vs. Family Child Care Homes

Tulsa County, September 2002

Of the estimated 11,845 children <5 in working parent households in licensed care...



Notes: "Working parent household:" all parents in family in labor force.

Numbers are based on the assumption that 90% of children <5 in licensed care live in working parent households, and the assumption that 70% of children <5 in licensed care use child care centers.

Sources: *National Survey of American Families, Urban Institute, 1997; U.S. Census Bureau, Census 2000; DHS Statistical Bulletin, September 2002.*
Prepared by the Community Service Council of Greater Tulsa, with support from the Metropolitan Human Services Commission (11/02).

Part V

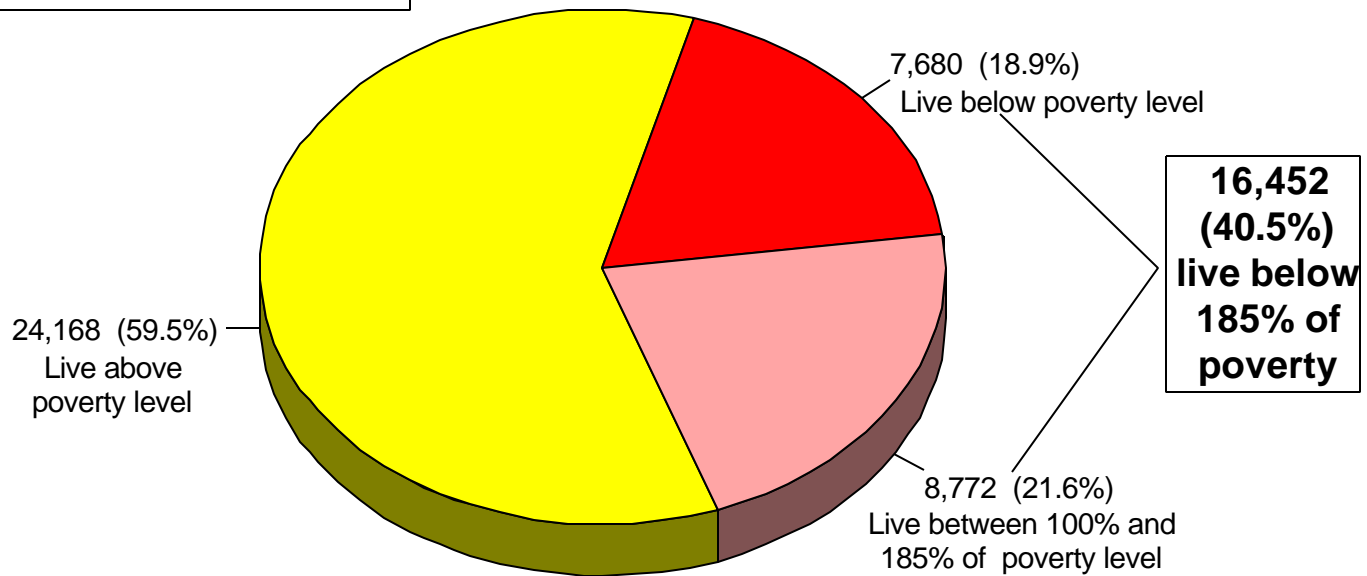
Children under age 5...

Living Below 185% of Poverty

Children Under Age 5 Living Below Poverty and Below 185% of Poverty

Tulsa County, 1999

Of the 40,620 related children
<5 for whom poverty status is
determined...



Source: U.S. Census Bureau, Census 2000.

Prepared by the Community Service Council of Greater Tulsa, with support from the Metropolitan Human Services Commission (11/02).

Part VI

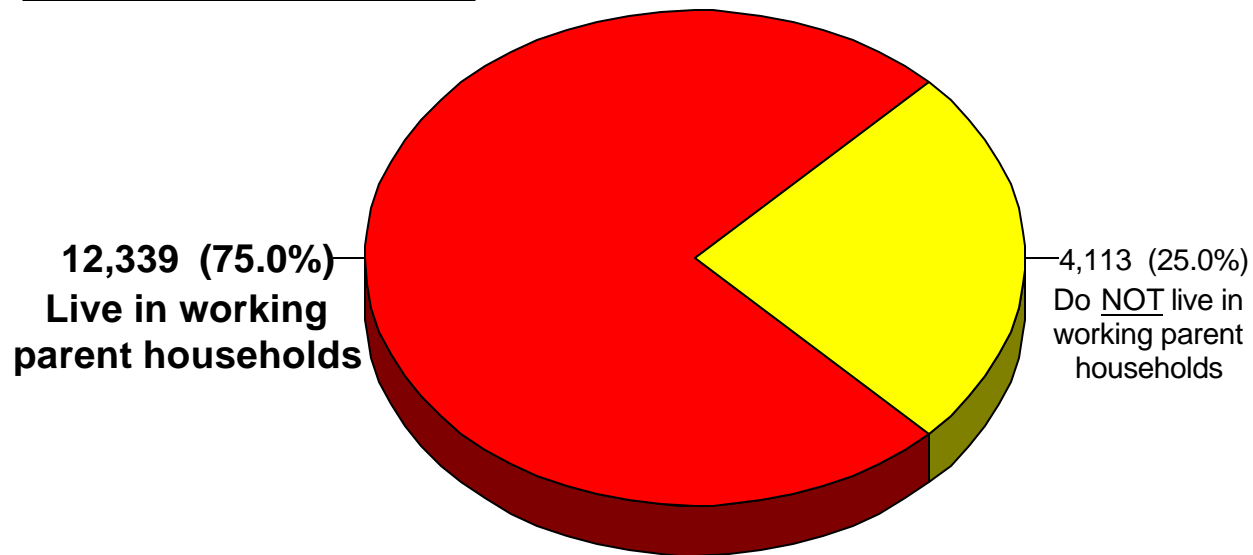
**Children under age 5 living below
185% of poverty...**

In Working Parent Households

Estimated Number of Children Under Age 5 Living Below 185% of Poverty in Working Parent Households

Tulsa County, 1999

Of the 16,452 children <5 living below 185% of poverty...



Notes: "Working parent household:" all parents in family in labor force.
Estimate based on assumption that households below 185% of poverty are somewhat more likely to be working parent households than are households in general.

Source: U.S. Census Bureau, Census 2000.

Prepared by the Community Service Council of Greater Tulsa, with support from the Metropolitan Human Services Commission (11/02).

Part VII

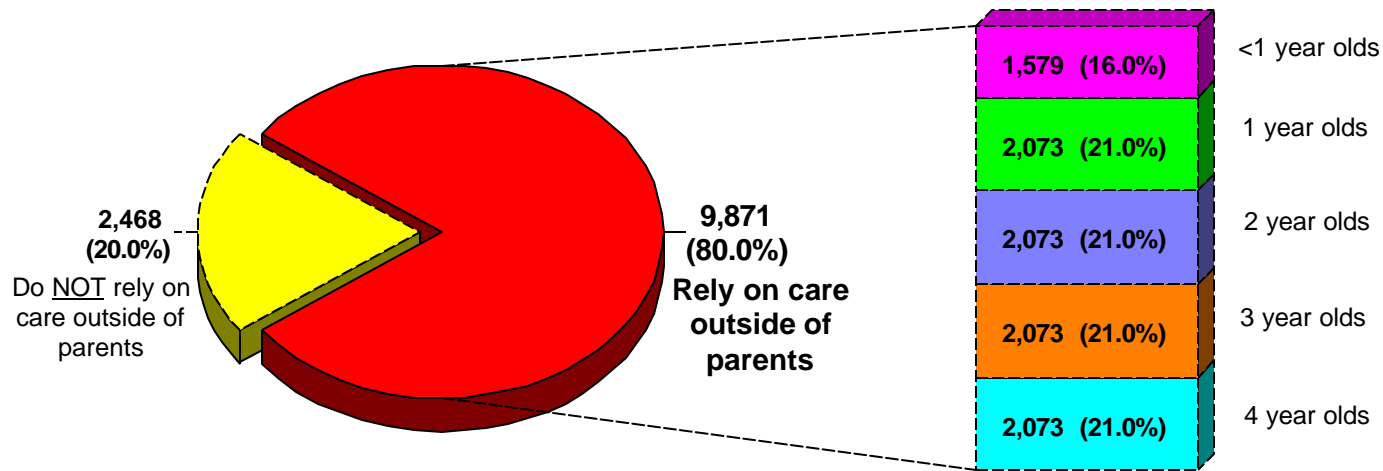
**Children under age 5 living below
185% of poverty in working parent
households...**

Relying on Care Outside of Parents

Estimated Number of Children Under Age 5 Living Below 185% of Poverty in Working Parent Households Relying on Care Outside of Parents, by Age

Tulsa County, 1999

Of the 12,339 children <5 living below 185% of poverty in working parent households...



Notes: "Working parent household:" all parents in family in labor force.
 Percent distribution by age is an estimate based on that of children receiving DHS child care subsidies.
 Estimate based on assumption that households below 185% of poverty are somewhat more likely to rely on care outside of parents than are households in general.

Sources: *National Survey of American Families, Urban Institute, 1997*; *S. Census Bureau, Census 2000*.

Prepared by the Community Service Council of Greater Tulsa, with support from the Metropolitan Human Services Commission (11/02).

Part VIII

Children under age 5 living below 185% of poverty in working parent households relying on care outside of parents...

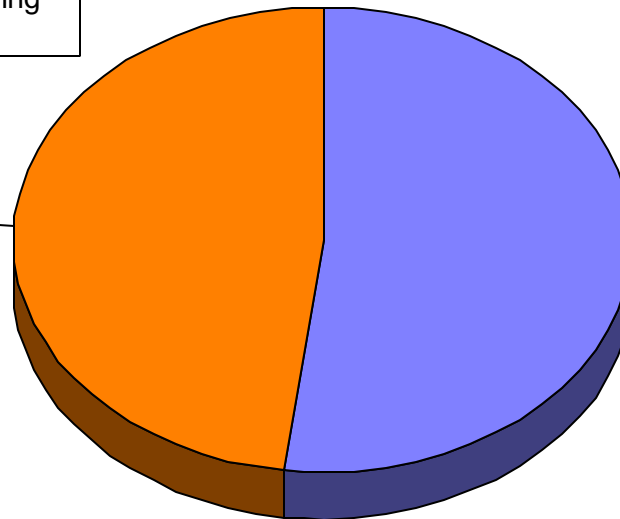
Using Subsidized Licensed Care vs. Unlicensed Care & Unsubsidized Licensed Care

Estimated Number of Children Under Age 5 Living Below 185% of Poverty in Working Parent Households Relying on Care Outside of Parents Using DHS Subsidized Licensed Care vs. Unlicensed Care & Unsubsidized Licensed Care

Tulsa County, September 2002

Of the estimated 9,871 children <5 living below 185% of poverty in working parent households relying on care outside of parents...

4,740 (48.0%)
Use
subsidized
licensed care

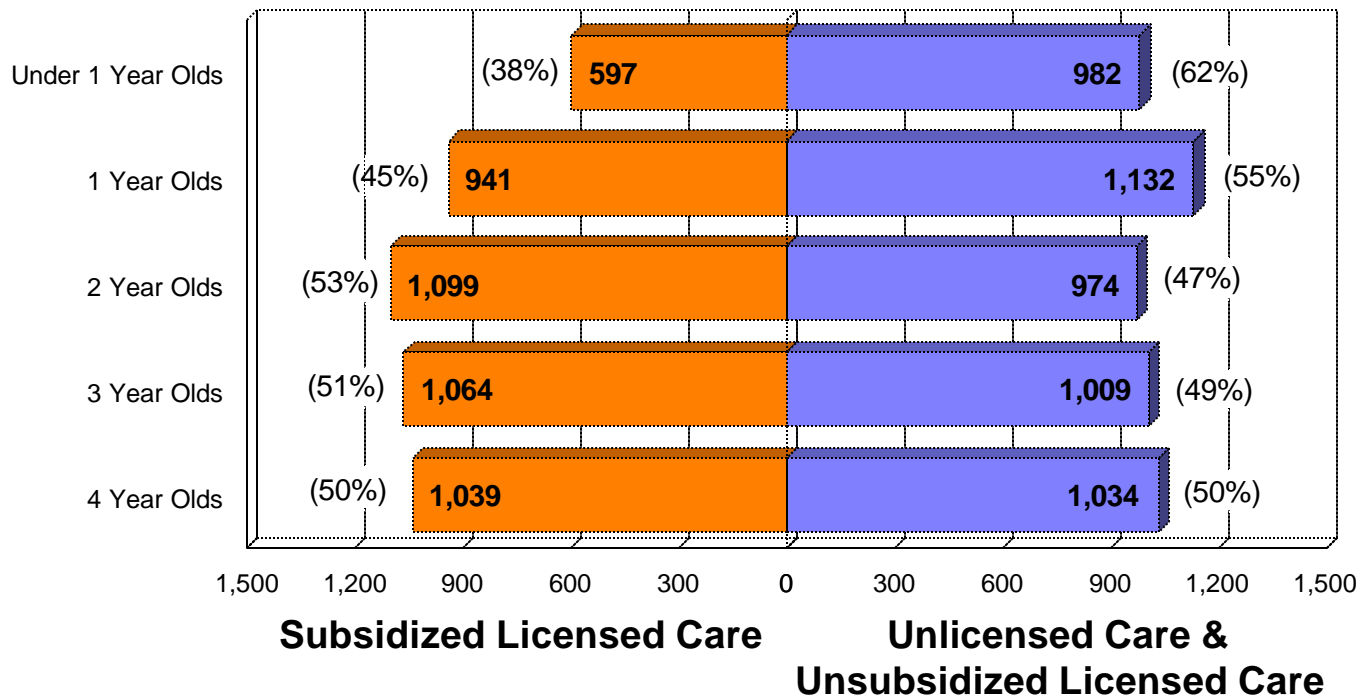


5,131 (52.0%)
Use unlicensed
care or
unsubsidized
licensed care

Note: "Working parent household:" all parents in family in labor force.
Unlicensed care could be care given by a relative or a non-relative.

Sources: National Survey of American Families, Urban Institute, 1997; U.S. Census Bureau, Census 2000; DHS Statistical Bulletin, September 2002.
Prepared by the Community Service Council of Greater Tulsa, with support from the Metropolitan Human Services Commission (11/02).

**Estimated Number of Children Under Age 5 Living Below 185% of Poverty in Working Parent Households Relying on Care Outside of Parents Using DHS Subsidized Licensed Care vs. Unlicensed Care & Unsubsidized Licensed Care, by Age
Tulsa County, September 2002**



Note: "Working parent household:" all parents in family in labor force.

Sources: *National Survey of American Families, Urban Institute, 1997; U.S. Census Bureau, Census 2000; DHS Statistical Bulletin, September 2002.*
 Prepared by the Community Service Council of Greater Tulsa, with support from the Metropolitan Human Services Commission (11/02).

Summary of Key Points

■ Children under age 5 in Tulsa County -- 41,434

- ◆ Live in working parent households -- 22,800 (55%)
 - Rely on care outside of parents -- 17,328 (76%)
 - ▶ Use unlicensed care -- 5,483 (32%)
 - ▶ Use licensed care -- 11,845 (68%)
 - Use child care centers -- 8,292 (70%)
 - Use family child care homes -- 3,553 (30%)
- ◆ Live below 100% of poverty level -- 7,680 (19%)
- ◆ Live below 185% of poverty level -- 16,452 (41%)
 - Live in working parent households -- 12,339 (75%)
 - ▶ Rely on care outside of parents -- 9,871 (80%)
 - Use subsidized licensed care -- 4,740 (48%)
 - Use unlicensed care & unsubsidized licensed care -- 5,131 (52%)