



The POWER
Of Families
PROJECT

Data Presentation
Engaging Latino Families in Education
June 29th, 2016
Tulsa, OK



The POWER
Of FAMILIES
PROJECT

Welcome
Bienvenidos

Presentation Overview

- Context of the Power of Families Project
- Baseline Data Survey Results
- Promotoras Engaging Latino Families



Context

**W.K.Kellogg Family Engagement and Equity Grant
Tulsa Area Community Schools Initiative Resource Center
Sprouts Child Development Initiative, Conexiones, and
Community School Coordinators in both TPS and Union**

**Out of the 1,200 applicants
Center for Community Schools Strategies was one of 30
initiatives whom were awarded
3 year grant**

Systemic Barriers: Anti Immigrant Law and 3rd Grade Reading Test



In 2007, HB 1804 passed which was one of the restrictive anti immigrant laws at the time.

Reading Sufficiency Act required all 3rd graders to be tested for reading levels, if not proficient then were held back if they did not qualify for the 6 exemptions.



Power of Families Project Goal

The Power of Families Project will expand the capacity of Tulsa-area family, friend and neighborhood care environments to provide successful equitable early childhood experiences for children who are not able to access formal early childhood programs and/or whose first language is not English.



Getting to know the Future of Tulsa

156 Respondents

Survey Questionnaires used:

Demographic Data

Maternal Health Health Survey SF-12v2

World Bank Social Capital Measure



The Power
of Families
Project

Demographic Data

With the exception of two respondents, the surveys were completed by the biological mother of child participating in PFP

Average age of our respondents was 32 years old

- Ranging from 17 years old – 51years old

100% of our respondents are Hispanic/Latino

- Mexico being the highest reported country of birth (87%)

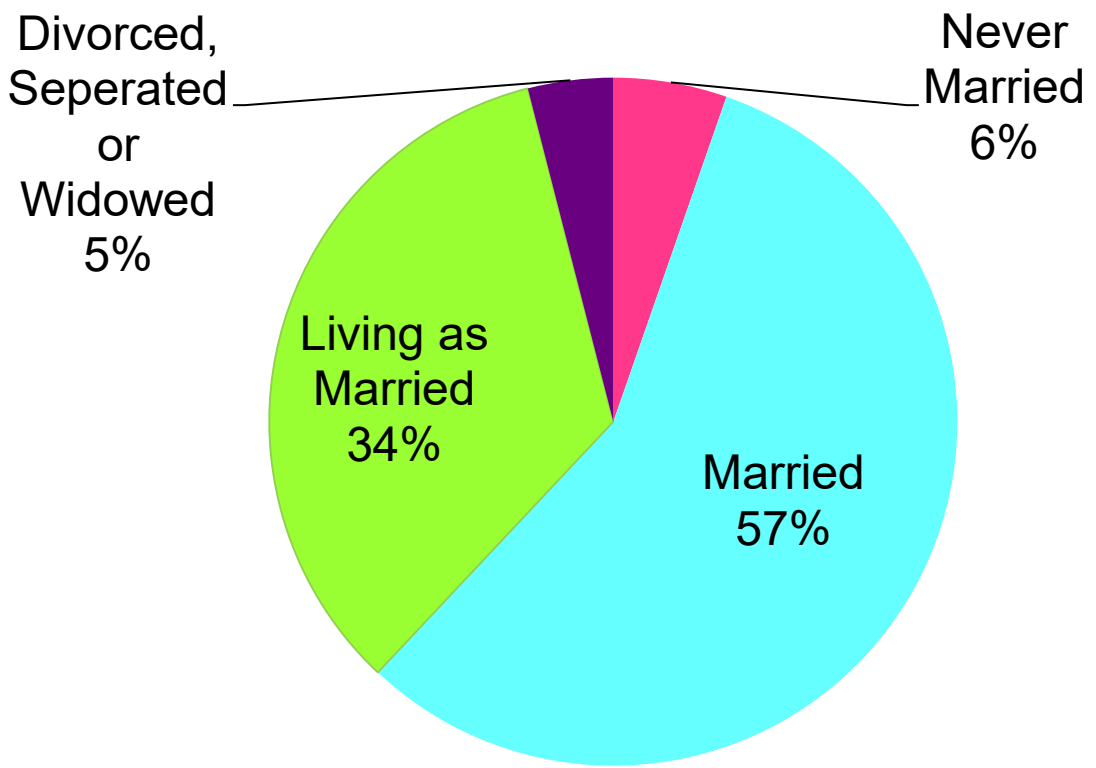
- Guatemala (11%)

- Honduras, El Salvador, United States (2%)



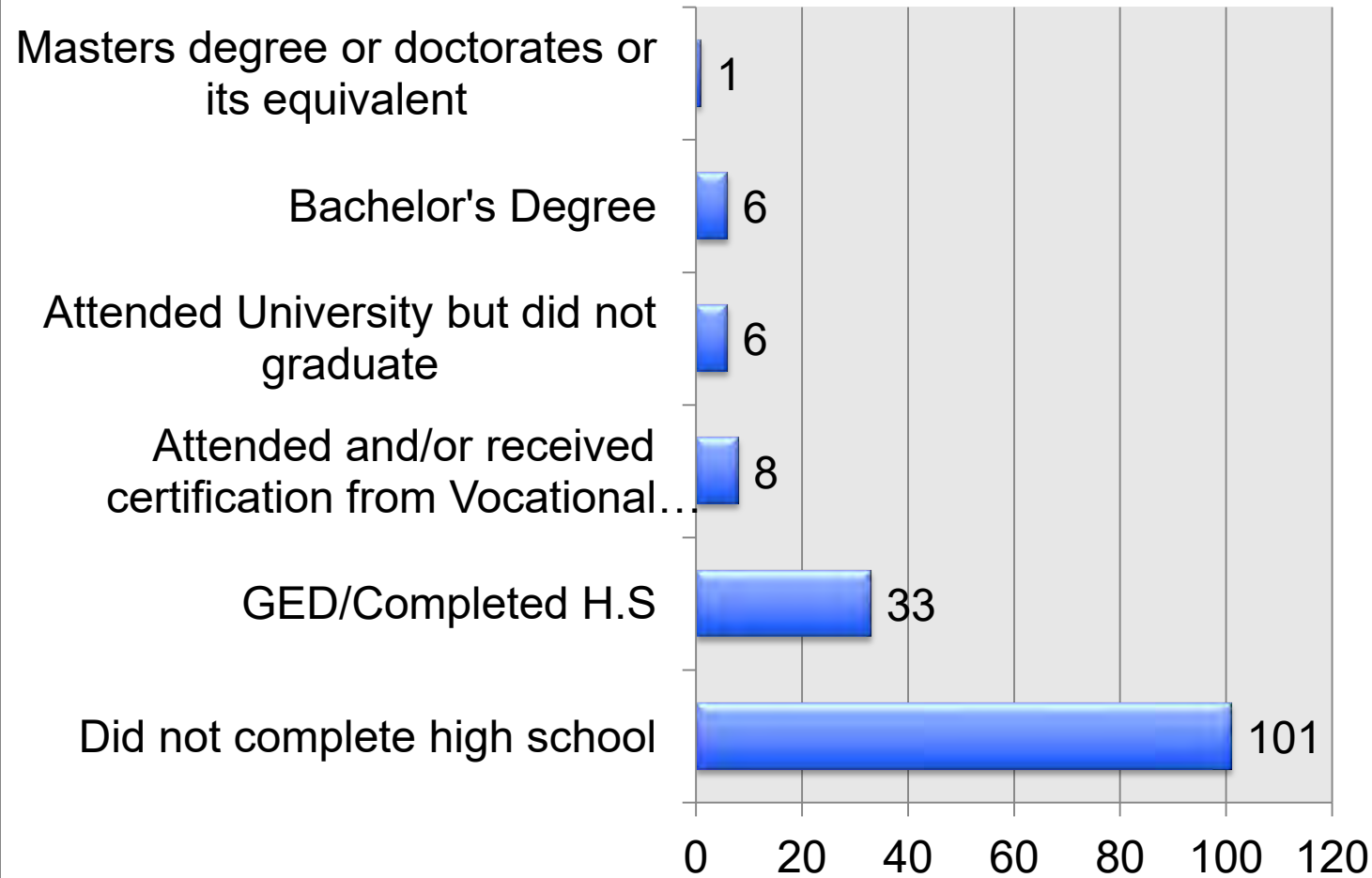
The POWER
of Families
PROJECT

Marital Status and Family Structure



89% of the respondents stated that the biological father of the child under 5 years old lived in the same household

Education Level Completed of Caregivers



Of those that did not complete high school, the average grade completed: 7th grade



The Power
of Families
Project

Children

- 426 total children under the age of 18 years old
- 210 children 5 years or younger
- 177 children (under the age of 5 years) were reported to not be attending any formal early childcare facility (82%)
- 12% of Respondents were pregnant at the time of taking the survey



The POWER
of Families
PROJECT

Employment

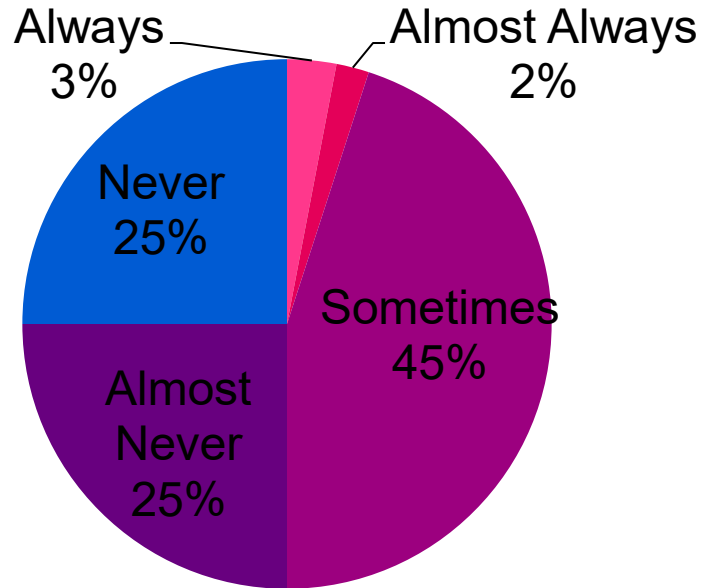
63% of respondents said that they were not working

Of the 36% that do work

- 97% that they worked one job
- Average 28 hours a week

Mental Health

During the last four weeks how often have you felt unmotivated and depressed?



Medical History

Respondents reported that a doctor has them that they suffer from:

9% - Diabetes

8% - High Blood Pressure

12% High Cholesterol

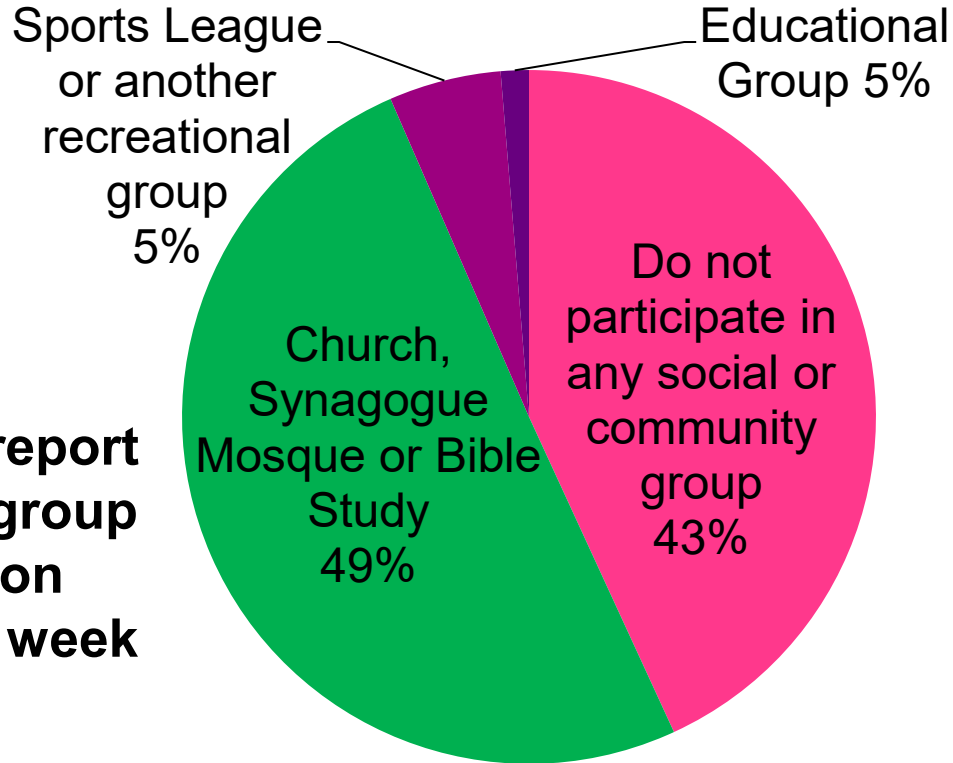
30% Overweight/Obesity



The Power
of Families
Project

Groups and Networks

Those that did report belonging to a group participated on average once a week



The POWER
of FAMILIES
PROJECT

Groups and Networks

Do you wish to participate in more groups or organizations?

83% responded yes

What are the biggest barriers that inhibit you from participating more in groups or community activities?

Lack of Time

Childcare

Lack of Awareness

Transportation



The POWER
of Families
PROJECT

Networks

On average respondents had 3 friends that they felt comfortable with, could talk about private issues with, or ask for help

15% said they had no one

If you suddenly needed a small amount of money that is about what you earn on a weekly basis how many people, beyond your immediate family would be available to loan you this money?

27% No one

54% One or Two people

19% Three or more

If so, are a majority of the people of a similar/higher/lower economic level?

Lower : 4%

Similar : 72%

Higher: 24%



The Power
of Families
Project

Trust and Solidarity

86% of respondents stated that generally they had to be very careful in their relationships with others

14% stated that a majority of people could be trusted

48% of respondents felt that they could be taken advantaged of by someone in their neighborhood



The POWER
of Families
PROJECT

How much do you trust in the following types of people:

	A lot	Neither a lot nor little	Very Little
Whites	9%	50%	41%
Blacks	2%	37%	61%
Police	3%	41%	56%
Nurses and Doctors	49%	39%	12%
Teachers	46%	38%	16%
Library workers	51%	32%	17%

Collective Action and Cooperation

When asked if they would contribute time to a community project that would not directly benefit them but would benefit others in the community , respondents stated:

Yes: 89%

No: 17%

What about contributing money?

Yes: 79%

No : 21%

But when asked if they had worked with others in the community to do something that benefitted the community in the past year , 92% responded that they had not.



The POWER
of FAMILIES
PROJECT

Information and Communication

Do you have access to Internet?

Yes: 50.33%

93% of respondents had internet access
on their cell phone

76% of respondents watch television every day



The POWER
of FAMILIES
PROJECT

Most popular sources of information on political changes, community events, job opportunities...

Television

Radio = Facebook

Internet

Family, Friends, and neighbors



The POWER
OF FAMILIES
PROJECT

Social Cohesion and Inclusion

- 66% perceived that they could not participate school/education
- 70% perceived that they did not have access to healthy food
- 67% perceived that they did not have access protection from police
- 72% perceived that they did not have access social services/clinics
-
- 72% perceived that they did not have access to affordable housing

Is there a community activity in which you perceive that you are not allowed to participate in?

71% responded yes

Some responses included:

My child's classroom

School activities

Employment

Volunteering in the community

Voting

Travel



The POWER
of FAMILIES
PROJECT

Name Two Reasons

Language Spoken – 67%

Immigration status -57%

Lack of Education -17%

Race or Ethnicity-10%



The POWER
OF FAMILIES
PROJECT

Conflict and Violence

17% of respondents had experienced a violent crime,
such as assault

12% had experienced their house being robbed or
property damage



The POWER
Of FAMILIES
PROJECT

Empowerment and Political Action

10% of our families are eligible to vote
3% have registered to vote
Last time voted: 2003

Promotoras



Power of Families Project Team



The POWER
OF FAMILIES
PROJECT

Partnership with Sprouts Child Development Initiative



sprouts
Child Development Initiative
nurture. develop. grow.

Out of the 211 ASQ-3's that the Power of Families has completed, 64% (135) were noted as a concern:

Of the 64% noted as a concern, communication and problem-solving skills were ranked highest as key problem areas:

- Highest percentage of (14%) monitoring scores were noted in communication
- Highest percentage (10%) of below cut-off scores were noted in problem-solving

**Both require further consultation and/or evaluation partnership with Sprouts Child Development*

The 5 Developmental Domains

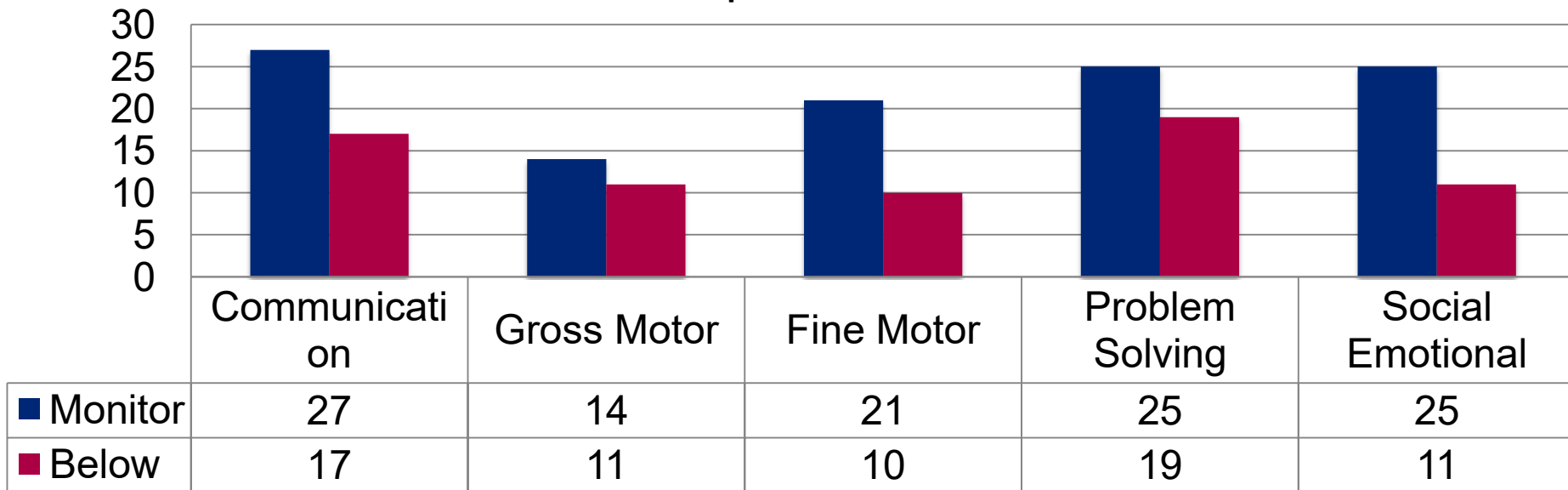
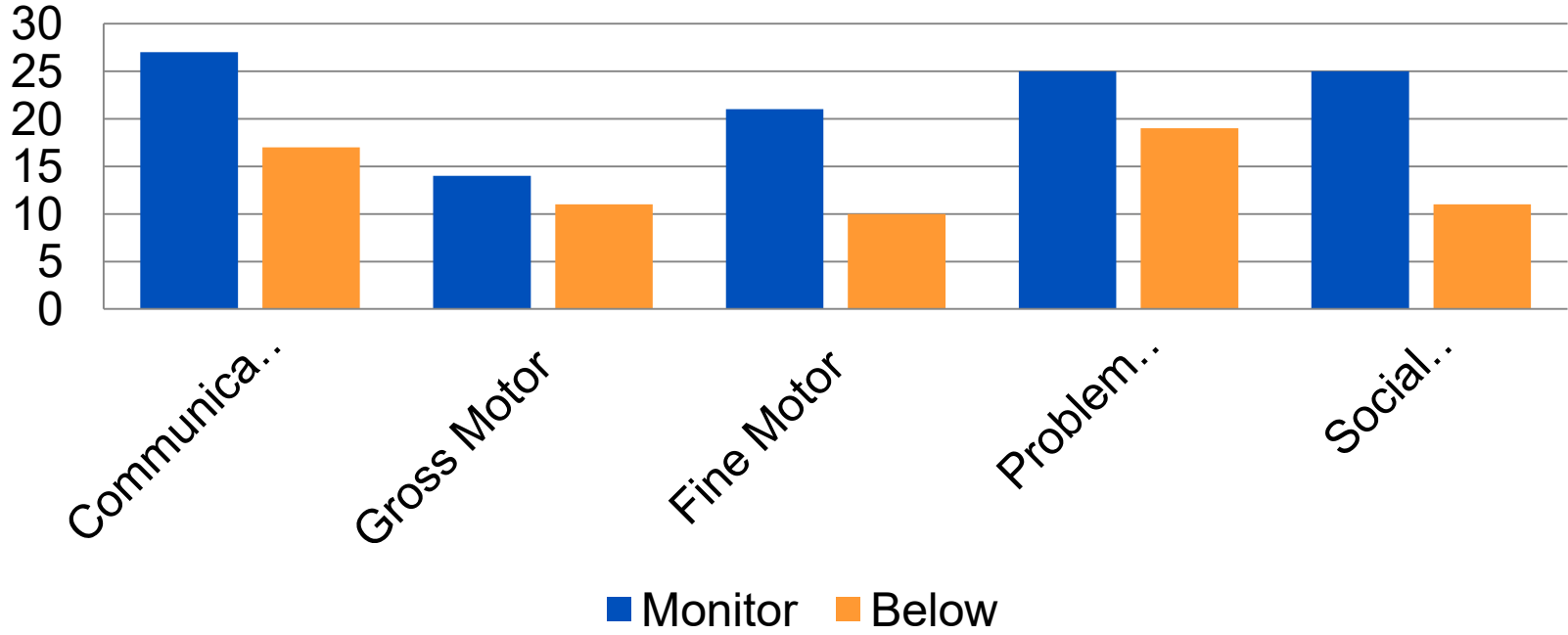


Chart Title



ASQs Given

	Of Concern	No Concern
ASQs Given	135	76

Building Trust within the Community

Trust between the promotoras and vulnerable Hispanic /Latino communities hinges upon the physical presence of the promotoras in the communities.

The genuine empathy that promotoras translates into trust regarding issues, such as health and education.

The promotoras also earn this trust through their positive role modeling that is often transmitted by word of mouth among members of vulnerable Hispanic /Latino communities.



Questions? Comments?

Thank you!



The POWER
Of FAMILIES
PROJECT